G3 Starter Kit Pro

SL-UA-G3-SK-Pro

DOOR ACCESS

Starter kit that provides complete entry and exit control for a single door with two readers and Touch Pass support.









OVERVIEW

In the Box	(1) Door Hub (1) G3 Reader Pro (1) G3 Reader (2) Pocket Keyfobs *G3 Reader for door exit, or entry for an additional door (second Hub required)*
Touch Pass	10 free 1-year Touch Passes included Learn More

DOOR HUB

Dimensions	174.9 × 126 × 32.9 mm (6.9 × 5 × 1.3")
Supported Doors	1
Maximum User Count	6,000
Input Terminals	(2) Door exit request (1) Door position (1) Emergency

Power Method	PoE++ UL 294 Power-limited Class 2 PSU UL 60950-1/62368-1 LPS/PS2 PSU
Weight	363 g (12.8 oz)
Enclosure Material	Polycarbonate
Mount Material	Polycarbonate
Mounting	DIN-rail (Included)
Networking Interface	(5) 10/100/1000 Base-T
PoE Interface	(1) PoE++ input, 50V DC, 1A (4) PoE outputs, 50V DC, 30W per port (Max 45W aggregated)
Max. Power Consumption	30W (Without PoE output) 50W (With PoE output)
Digital Input	Request to exit, request to enter, remote release, door position sensor
Dry Output Relay	Lock: 30V DC, 1A Aux: 30V DC, 1A
Powered Output Relay	Lock: 12V DC, 1A Aux: 12V DC, 0.33A 12V DC, 0.33A
LEDs	B/W Learn More
Button	(1) Factory reset
Recommend Max. Cable Length	
UA-Lock-Electric (400mA)	24 AWG length: 25 m (82 ft) 22 AWG length: 42 m (138 ft) 20 AWG length: 66 m (217 ft) 18 UACC-Cable-DoorLockRelay length: 100 m (328 ft)
UA-Lock-Magnetic-540kg (500mA)	24 AWG length: 20 m (66 ft) 22 AWG length: 32 m (105 ft) 20 AWG length: 51 m (167 ft) 18 UACC-Cable-DoorLockRelay length: 80 m (262 ft)
UA-Lock-Magnetic-270kg (800mA)	24 AWG length: 12 m (39 ft) 22 AWG length: 20 m (66 ft) 20 AWG length: 30 m (98 ft) 18 UACC-Cable-DoorLockRelay length: 46 m (151 ft)
Other locks (1A)	24 AWG length: 9 m (30 ft) 22 AWG length: 15 m (49 ft) 20 AWG length: 24 m (79 ft) 18 UACC-Cable-DoorLockRelay length: 36 m (118 ft)

PoE Cabling Requirements	Cat 5e cabling is the minimum performance category recommended. The performance category utilized should match the transmission speed required at the installation site. The minimal conductor gauge permitted to connect between the PSE or power injector and the PD shall be 26 AWG (0.13 mm²) for patch cords; 24 AWG (0.21 mm²) for horizontal or riser cable.
UL 294 Level	Destructive attack: Level I Line security: Level I Endurance: Level I Standby power: Level I
UL 294 Statement	Compliance with IEEE 802.3 (at or af) specifications was not verified as part of UL 294. The equipment is intended to comply with the section of the National Electrical Code, ANSI/NFPA 70, Article 725.121, Power Sources for Class 2 and Class 3 Circuits.
CAN/ULC-60839-11-1 Grade	Grade assignment: 1
Ambient Operating Temperature	0 to 40° C (32 to 104° F)
Ambient Operating Humidity	5 to 95% noncondensing
Certifications	CE, FCC, IC, UL 294, CAN/ULC-60839-11-1
Management Application	Access
Software Information	The software version can be checked in the cloud portal
Document number, and issue date and/or revision level	UA-Hub-Door002, V01

G3 READER PRO

Dimensions	160 × 40.4 × 40.55 mm (6.3 × 1.59 × 1.6")
Integrated Camera	✓ Yes *View angle: H: 96.67°, V: 123.15°, D: 153.11°*
NFC Card & Keyfob Access	✓ Yes
PIN Access	✓ Yes
Apple/Google Wallet	✓ Yes
Mobile Unlock	✓ Yes
Face Unlock	✓ Yes
Two-Way Intercom & Doorbell Access	✓ Yes
Weatherproofing	IP55
Weight	136 g (4.8 oz)
Enclosure Material	Polycarbonate, glass
Mount Material	Aluminum alloy

Mounting	Wall, gang-box mount (Included) Angle mount, junction box (Optional)
Indoor and Outdoor Use	✓ Yes
Networking Interface	(1) GbE RJ45 port
Connectivity	BLE 4.2 NFC
Power Method	PoE UL 294 Power-limited Class 2 PSU UL 60950-1/62368-1 LPS/PS2 PSU
Max. Power Consumption	6W
Supported Voltage Range	48V DC
ESD/EMP Protection	Air: ±15kV, contact: ±8kV
Video	
Max. Frame Rate	30 FPS
Resolution	2MP 1200 × 1600 (3:4)
Optics	
Resolution	12 MP (3072 × 4096)
Field of View	H: 98.6°, V: 125.7°, D: 157.8°
Sensors	Proximity sensor
Display	
Size	120 mm (4.7") diagonal
Screen Technology	Capacitive touch
Luminance	480 nits (Typical)
Screen Orientation	Portrait
Resolution	1280 × 286 px
Microphone	✓ Yes
Speaker	(1) Yes, 1.5W
LEDs	R/G/B/W/Amber Learn More
Button	(1) Factory reset
NFC Frequency	13.56 MHz
NFC Read Range	< 30 mm (1.18")
NFC Technology	ISO/IEC 14443A / 14443B / 15693 / 18092 (Ecma 340) MIFARE Classic / MIFARE DESFIRE Sony FeliCa™ (ID only) NFC Forum tags T1T, T2T, T3T, T4T and T5T ECP 2.0

PoE Cabling Requirements	Cat 5e cabling is the minimum performance category recommended. The performance category utilized should match the transmission speed required at the installation site. The minimal conductor gauge permitted to connect between the PSE or power injector and the PD shall be 26 AWG (0.13 mm²) for patch cords; 24 AWG (0.21 mm²) for horizontal or riser cable.
Ambient Operating Humidity	5 to 90% noncondensing
UL 294 Level	Destructive attack: Level I Line security: Level I Endurance: Level I Standby power: Level I
UL 294 Statement	Compliance with IEEE 802.3 specifications was not verified as part of UL 294. The equipment is intended to comply with the section of the National Electrical Code, ANSI/NFPA 70, Article 725.121, Power Sources for Class 2 and Class 3 Circuits.
CAN/ULC-60839-11-1 Grade	Grade assignment: I
Ambient Operating Temperature	Device: -30 to 45° C (-22 to 113° F) Display: -10 to 45° C (14 to 113° F) *The display will turn off when the ambient temperature is above/below the display operation temperature, but other functions will remain functional.*
NDAA Compliant	✓ Yes
Certifications	CE, FCC, IC,UL 294, CAN/ULC-60839-11-1
Document number, and issue date and/or revision level	UA-G3-Pro-W/UA-G3-Pro-B, V01
Management Application	Access
Software Information	The software version can be checked in the cloud portal

G3 READER

Dimensions	93 × 40 × 36.5 mm (3.7 × 1.6 × 1.4")
NFC Card & Keyfob Access	✓ Yes
Apple/Google Wallet	✓ Yes
Mobile Unlock	✓ Yes
Handwave Request to Exit	✓ Yes
Weatherproofing	IP55
Weight	82 g (2.9 oz)
Enclosure Material	Polycarbonate, glass
Mount Material	Aluminum alloy
Mounting	In-wall, gang box (Included) Junction box (Optional)

Indoor and Outdoor Use	✓ Yes
Networking Interface	(1) 10/100 MbE RJ45 port
Connectivity	BLE 4.1 NFC
Power Method	PoE UL 294 Power-limited Class 2 PSU UL 60950-1/62368-1 LPS/PS2 PSU
Max. Power Consumption	5W
Supported Voltage Range	48V DC
ESD/EMP Protection	Air: ± 15kV, contact: ± 8kV
Sensors	Proximity sensor
Speaker	(1) Yes, 0.7W
LEDs	R/G/B/W Learn More
Button	(1) Factory reset
NFC Frequency	13.56 MHz
NFC Read Range	< 30 mm (1.18'')
NFC Technology	ISO/IEC 14443A / 14443B / 15693 / 18092 (Ecma 340) MIFARE Classic / MIFARE DESFIRE Sony FeliCa™ (ID only) NFC Forum tags T1T, T2T, T3T, T4T and T5T ECP 2.0
PoE Cabling Requirements	Cat 5e cabling is the minimum performance category recommended. The performance category utilized should match the transmission speed required at the installation site. The minimal conductor gauge permitted to connect between the PSE or power injector and the PD shall be 26 AWG (0.13 mm²) for patch cords; 24 AWG (0.21 mm²) for horizontal or riser cable.
UL 294 Level	Destructive attack: Level I Line security: Level I Endurance: Level I Standby power: Level I
UL 294 Statement	Compliance with IEEE 802.3 specifications was not verified as part of UL 294. The equipment is intended to comply with the section of the National Electrical Code, ANSI/NFPA 70, Article 725.121, Power Sources for Class 2 and Class 3 Circuits.
CAN/ULC-60839-11-1 Grade	Grade assignment: I
Ambient Operating Temperature	-30 to 45° C (-22 to 113° F)
Ambient Operating Humidity	5 to 90% noncondensing
NDAA Compliant	✓ Yes
Certifications	CE, FCC, IC, UL 294, CAN/ULC-60839-11-1

Document number, and issue date and/or revision level	UA-G3, V01
Management Application	Access
Software Information	The software version can be checked in the cloud portal

POCKET KEYFOB

Dimensions	84 × 39 × 7.4 mm (3.3 × 1.5 × 0.29")
Weight	16 g (0.56 oz)
Enclosure Material	Polycarbonate, stainless steel, silicone rubber
Weatherproofing	IP54
Ambient Operating Humidity	10 to 90% noncondensing
Ambient Operating Temperature	-10 to 45° C (14 to 113° F)
NFC Frequency	13.56 MHz
NFC Technology	ISO/IEC 14443 Type A MIFARE DESFire EV3 4K Access Proprietary Security Protocol
NDAA Compliant	✓ Yes
Certification	CE

PRODUCT DRAWINGS

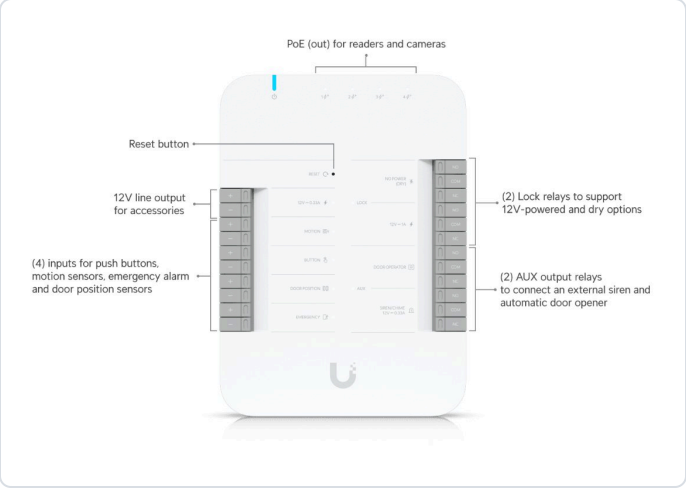

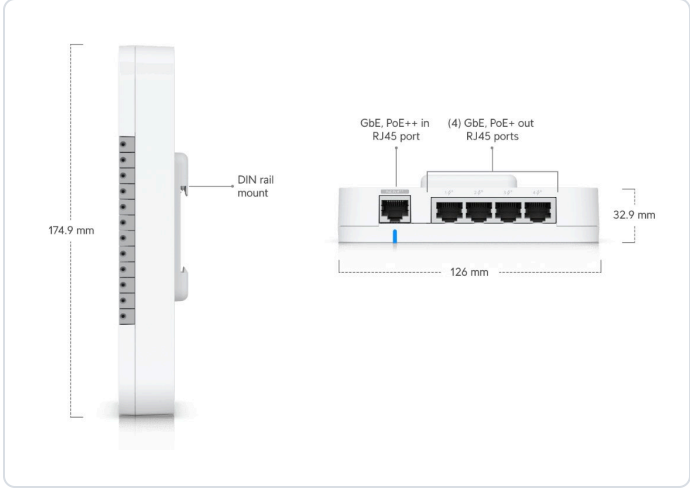

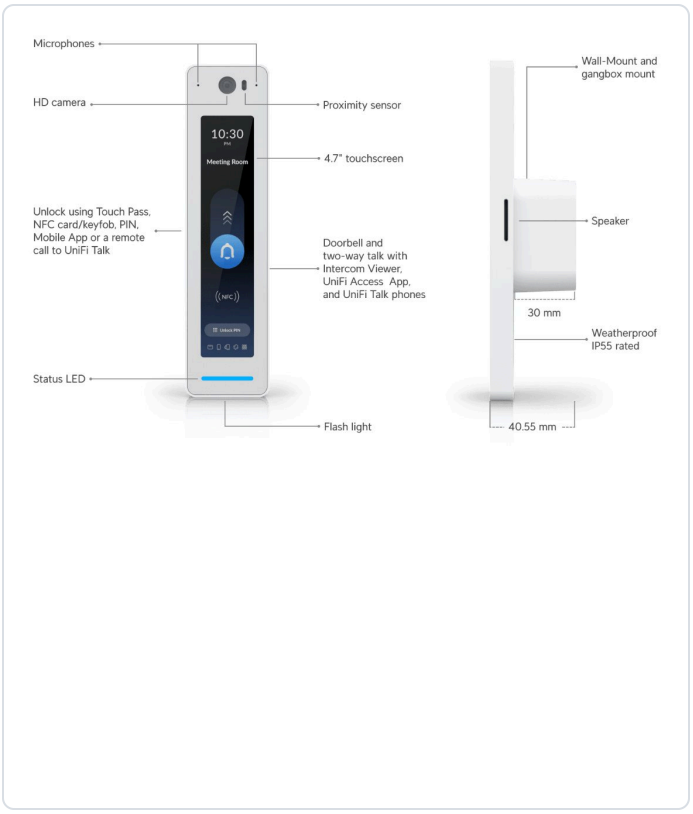

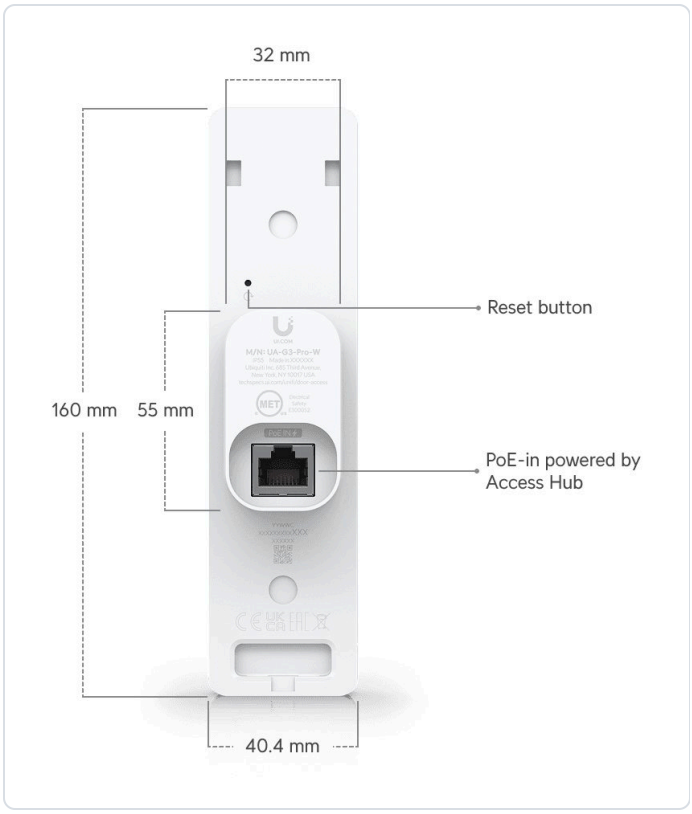

Prepared by Smart Life, LLC. Specifications and product images are provided by the manufacturer as of October 27, 2026 and are subject to change without notice. Product names are trademarks of their respective owners.